

color guide


Create unique patterns and sleek finishes with our vibrant collection of pearlescent PIGMENT. When PIGMENT is mixed into resinous floor coatings, it provides a surface that is both functional and modern.

Choose a single color or multiple colors to produce unique marble-like effects and artistic flooring patterns. The large range of available colors offers limitless creative possibilities.



Base: Maui
Accent: Ocean

PIGMENT pairings



DISCLAIMER: The colors shown in this catalog may not be exact due to printing process limitations.
For absolute color fidelity, colors should always be chosen from physical samples.
All colors are shown on a black basecoat unless otherwise stated.





**Pier
P1550**

cool


bring cool and tranquil
colors into your space



**Palm
P1540**



DISCLAIMER: The colors shown in this catalog may not be exact due to printing process limitations.
For absolute color fidelity, colors should always be chosen from physical samples.
All colors are shown on a black basecoat unless otherwise stated.




**Overcast
P1110**



**Azure
P1640**




**Caribbean
P1610**



**Maui
P1620**



**Curacao
P1630**




**Ocean
P1650**



**Reef
P1710**

DISCLAIMER: The colors shown in this catalog may not be exact due to printing process limitations.
For absolute color fidelity, colors should always be chosen from physical samples.
All colors are shown on a black basecoat unless otherwise stated.



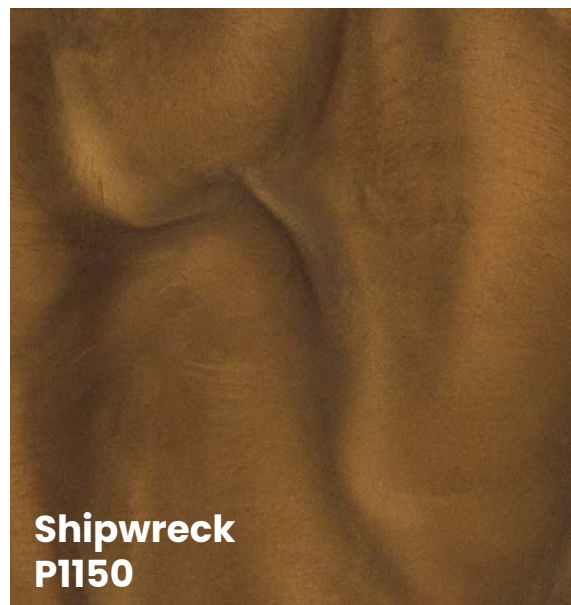

Azure
P1640

warm


energize and warm up
your environment

Sunset
P1440






DISCLAIMER: The colors shown in this catalog may not be exact due to printing process limitations.
For absolute color fidelity, colors should always be chosen from physical samples.
All colors are shown on a black basecoat unless otherwise stated.



Cabana
P1160




Cannon
P1165



Guava
P1105



Bikini
P1220




Starfish
P1230




Americana
P1240



Sangria
P1250




Mandarin
P1310

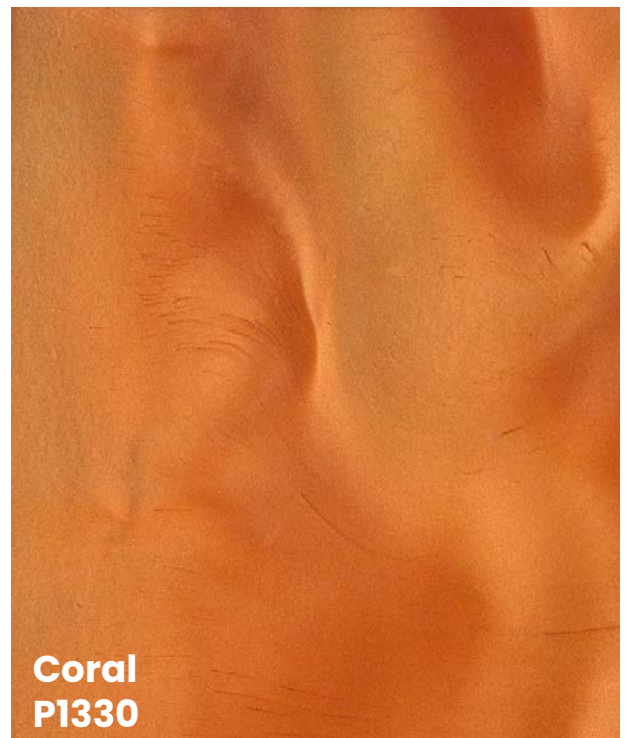


Mango
P1320

DISCLAIMER: The colors shown in this catalog may not be exact due to printing process limitations.
For absolute color fidelity, colors should always be chosen from physical samples.
All colors are shown on a black basecoat unless otherwise stated.



Base: Starfish
Accent: Coral
PB-109



Coral
P1330




Ginger
P1340



Banana
P1410



Papaya
P1420



Daydream
P1430



Bamboo
P1125



Pier
P1550

sparkle additive

This color-less pearlescent additive enhances the metallic look of pigment floors.

Add a small amount for a slight sparkle or a larger amount for a high-impact glitter effect.






Seaweed
P1530



**Seaweed with
Sparkle Additive**

color-shift*



DISCLAIMER: The colors shown in this catalog may not be exact due to printing process limitations.
For absolute color fidelity, colors should always be chosen from physical samples.
All colors are shown on a black basecoat unless otherwise stated.

product information

sleek & vibrant

PIGMENT is designed to be mixed into high-performance coatings to create unique and vibrant color patterns. The smooth finish of PIGMENT floors provides both seamless protection and a decorative statement.

hygienic and seamless protection


Resinous and high-performance flooring systems create seamless surfaces that are extremely durable and easy to maintain. The non-porous surface makes spills easy to clean and provides superior protection against the growth of mold and bacteria compared to tile and grout options.

design options

The design possibilities of PIGMENT floors are endless. Use multiple PIGMENT colors to create unique effects and color patterns, or, use one color for a more subtle appearance.

Choosing the right basecoat can also affect the look of PIGMENT floors. Choose a lighter basecoat for brighter, more vibrant colors—or a darker basecoat for deeper, more intense colors.






PIGMENT floor system illustration

For best results, a clear topcoat is recommended to fully seal the PIGMENT and provide a durable wearing surface.

benefits of PIGMENT flooring systems

- DURABLE** Resinous flooring systems provide superior chemical and abrasion resistance over pre-engineered floors.
- DECORATIVE** PIGMENT enhances high-performance flooring and has limitless opportunities for creative color combinations and artistic patterns.
- ECONOMICAL** PIGMENT resinous flooring systems provide a cost effective alternative to pre-engineered floors.
- SEAMLESS** Resinous flooring creates a seamless, flowing surface that won't collect dirt, moisture, or germs.
- HYGIENIC** Resinous flooring systems are wax free and easy to upkeep and clean with just soap and water.
- FLEXIBLE** Resinous flooring systems provide a flexible surface that deadens the noise of foot traffic and carts.
- RENEWABLE** After years of use, efficiently revitalize your resinous floor by sanding the surface and applying a new topcoat.

DISCLAIMER: The colors shown in this catalog may not be exact due to printing process limitations. For absolute color fidelity, colors should always be chosen from physical samples. All colors are shown on a black basecoat unless otherwise stated.



custom pairing

ENHANCE YOUR ENVIRONMENT™

v223004